

# GENERAL ELECTION December 2019

ANALYSIS FROM REGISTRY TRUST

THERE HAS BEEN MUCH TALK ABOUT 'LEFT BEHIND' AREAS SUPPORTING BREXIT AND CONSERVATIVES IN THIS ELECTION.

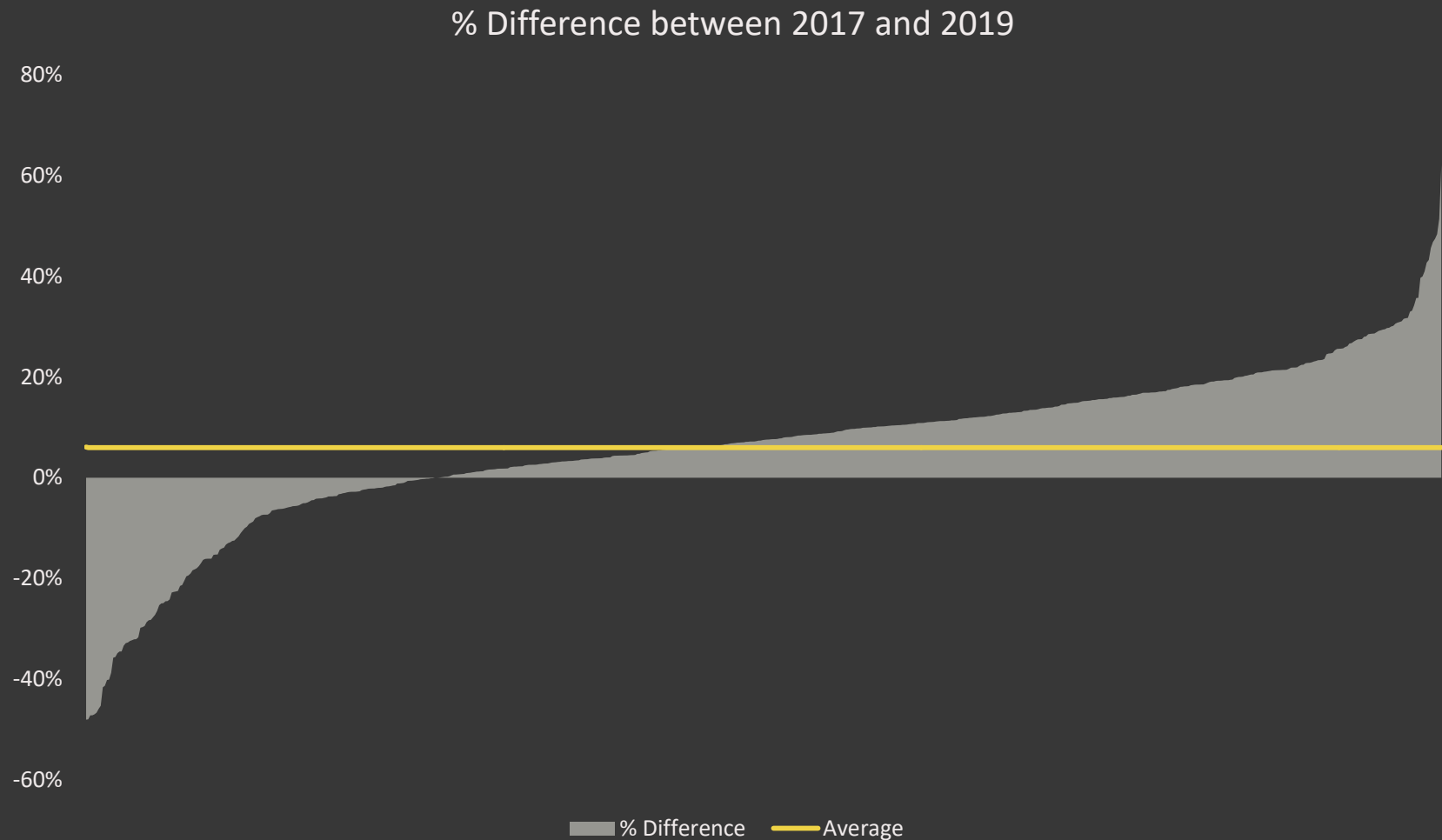
**WHAT DOES THE EVIDENCE ON FINANCIAL DISTRESS SAY ABOUT WHETHER THESE CONSTITUENCIES ARE INDEED 'LEFT-BEHIND'?**

WE EXPLORED OUR DATABASE ALONG WITH OTHER INDICATORS TO FIND OUT.

## ACROSS ALL CONSTITUENCIES

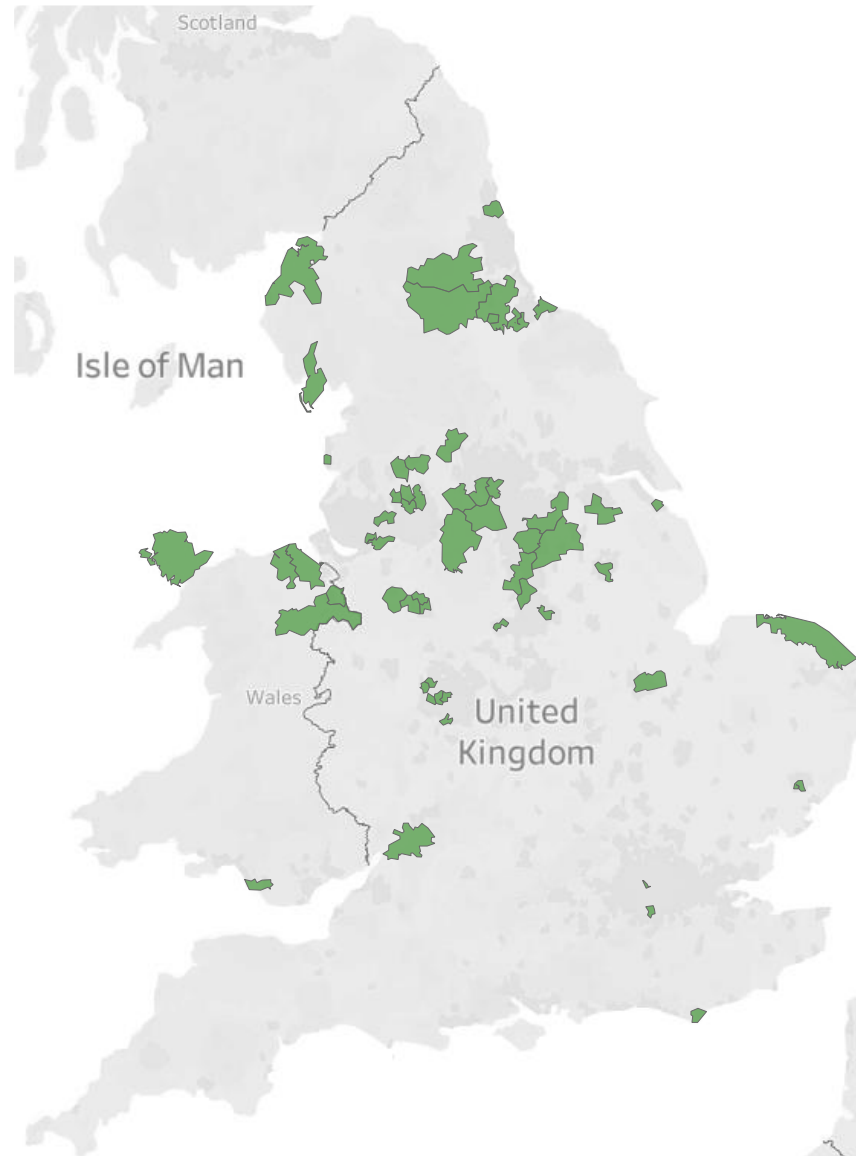
Since 2017, Judgments have seen an average rise of 8.6% to this years General Election.

In the years since the 2015 General Election, nationally, there has been a rise of 80% in number of judgments.



## THE 57 CONSERVATIVE SWING CONSTITUENCIES

In light of the recent election, where the Conservative party achieved a large majority, including 57 swing constituencies, Registry Trust look to investigate what our data, in union with other data sets, could reveal about these 57.



### List of Swing Constituencies

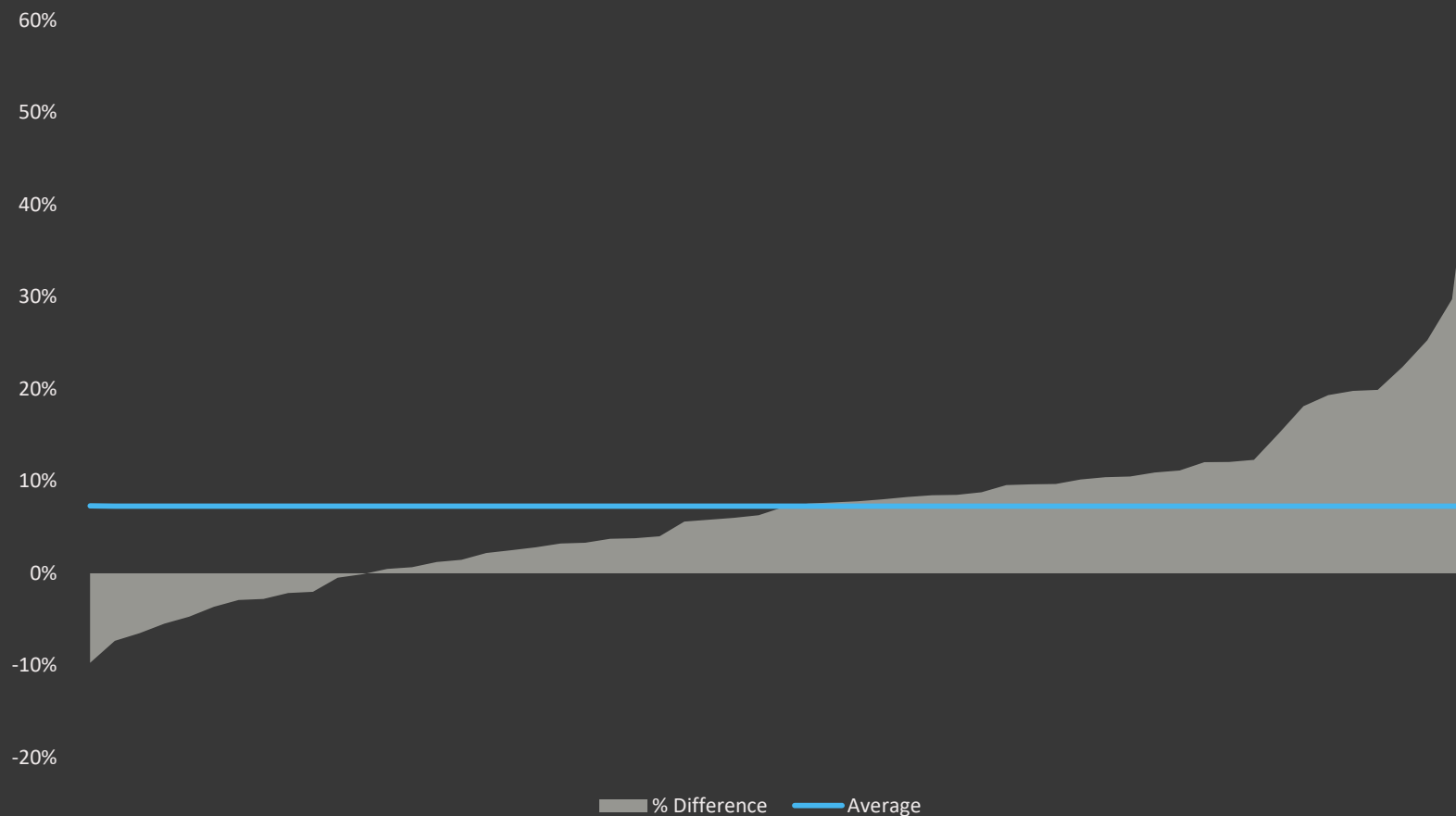
Ashfield	Ipswich
Barrow and Furness	Keighley
Bassetlaw	Kensington
Birmingham, Northfield	Leigh
Bishop Auckland	Lincoln
Blackpool South	Newcastle-under-Lyme
Blyth Valley	North Norfolk
Bolsover	North West Durham
Bolton North East	Penistone and Stocksbridge
Bridgend	Peterborough
Burnley	Redcar
Bury North	Rother Valley
Bury South	Scunthorpe
Carshalton and Wallington	Sedgefield
Clwyd South	Stockton South
Colne Valley	Stoke-on-Trent Central
Crewe and Nantwich	Stoke-on-Trent North
Darlington	Stroud
Delyn	Vale of Clwyd
Derby North	Wakefield
Dewsbury	Warrington South
Don Valley	West Bromwich East
Dudley North	West Bromwich West
Eastbourne	Wolverhampton North East
Gedling	Wolverhampton South West
Great Grimsby	Workington
Heywood and Middleton	Wrexham
High Peak	Ynys Môn
Hyndburn	

## THE 57 CONSERVATIVE SWING CONSTITUENCIES

This is equally seen across the 57 swing constituencies. A particular example of this is Ipswich, which had experienced the third greatest rise in judgments out of all constituencies, a rate of 52% from 2017 to 2019.

Although following suit in increases seen across the UK, the number of judgments these areas are experiencing suggest that they are experiencing higher than average levels of economic hardship.

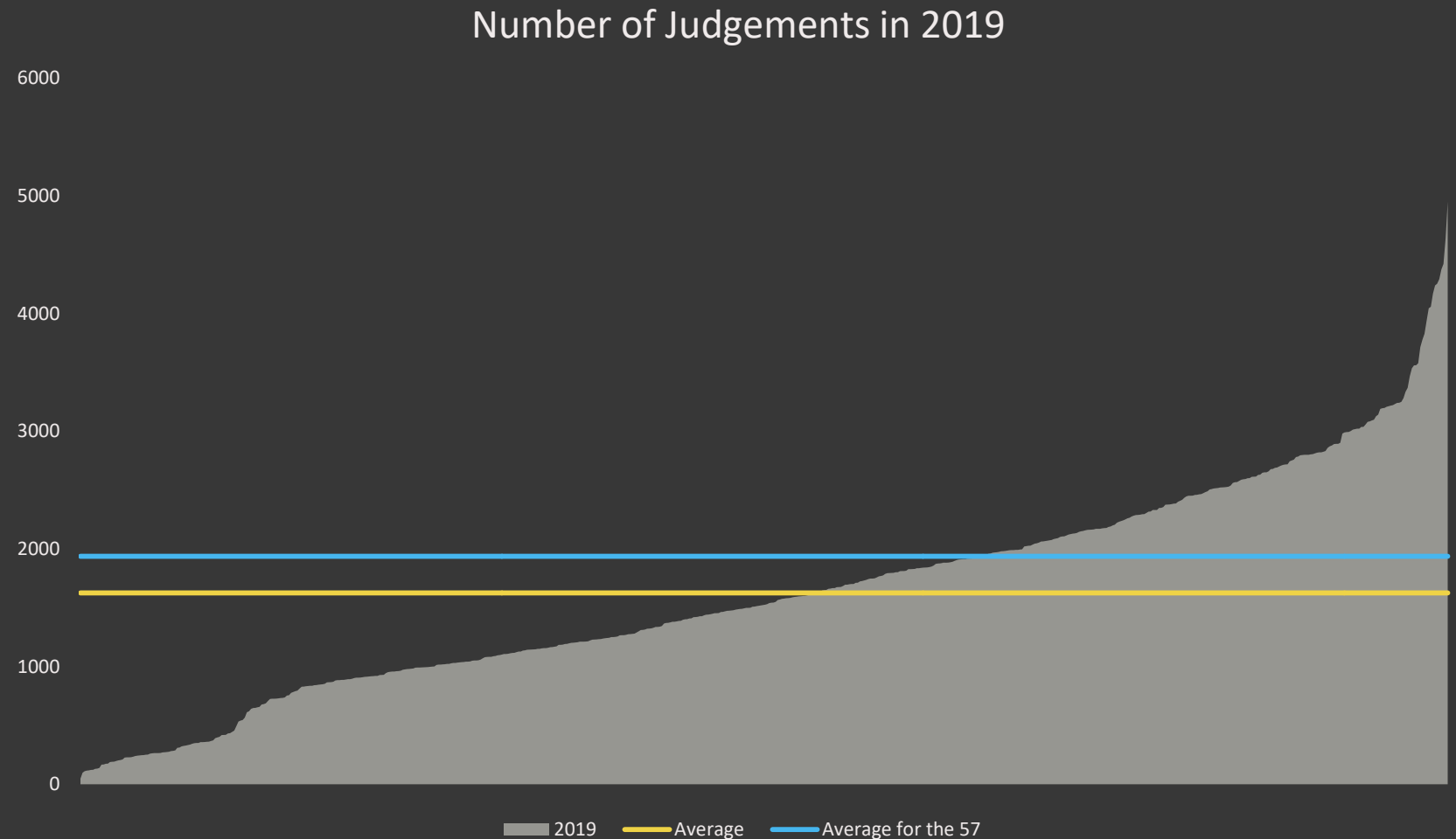
% Difference for the 57 Swing constituencies between 2017 and 2019



## THE 57 CONSERVATIVE SWING CONSTITUENCIES

Year on year, the 57 have been experiencing 20% higher than average levels of judgments. For 2019 the national average is 1627 whereas the 57 average at 1937.

This suggests higher than average levels of financial distress, therefore evidencing the narrative of the 'left behind'.



## THE 10 RULE BREAKERS

Just over 1 in 6 of the 57 constituencies challenge this trend. Of the 57, 10 constituencies saw a fall in the number of Judgments.

This trend is only evident in under a quarter of all parliamentary constituencies.

These represent 5 constituencies in Wales, four of which specifically from the Clwyd area in the North East of Wales. The others consist of 3 constituencies from the North East of England, one Yorkshire constituency and one from the West Midlands.

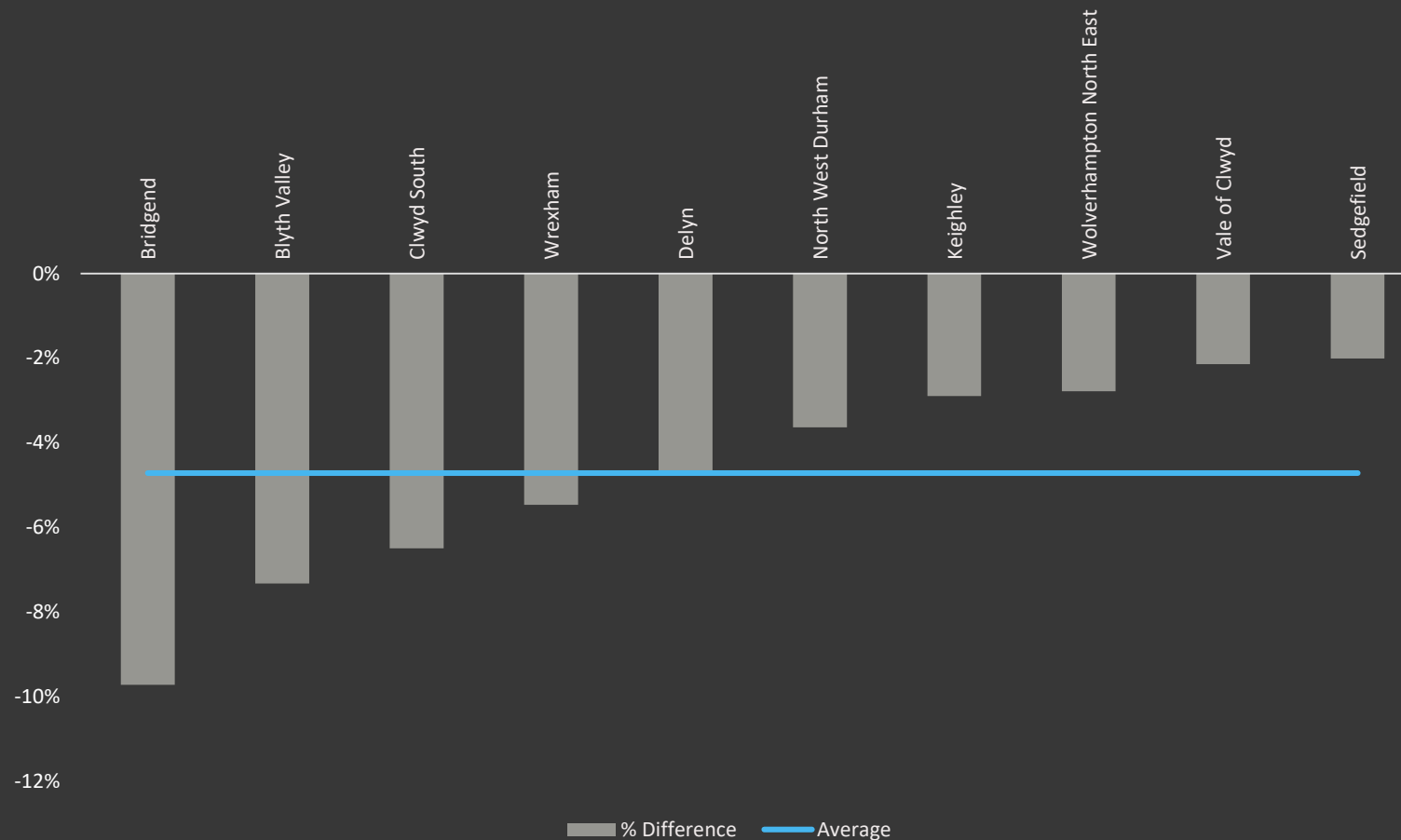


## THE 10 RULE BREAKERS

Judgments were seen to decrease in these areas.

Values of judgments were also bucking the trend, decreasing by 4% in average value compared to a 3.5% increase national average.

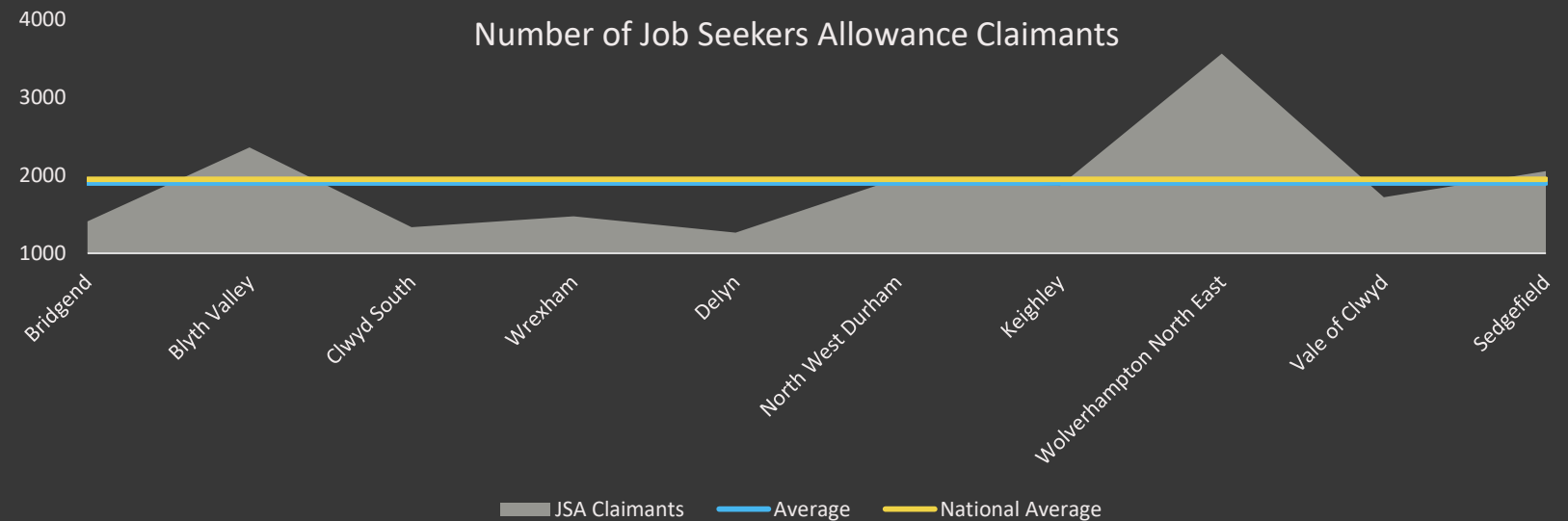
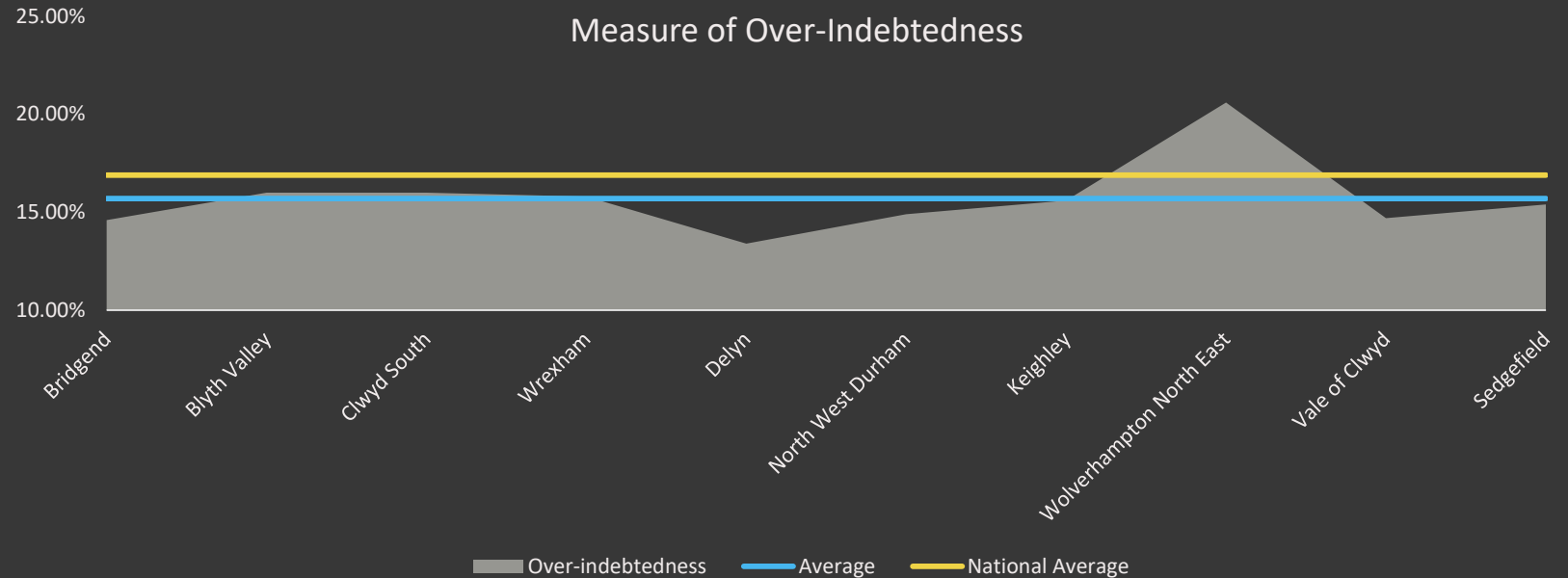
Economically, our data suggests that consumers in this region were starting to experience better financial lives.





## ECONOMIC INDICATORS

Our conclusions are supported by other data sets. These 10 constituencies also see less than average levels of over-indebtedness, referring to the state in which an individual is unable to uphold their financial responsibilities (MAS, 2018) and are also under the national average for number of Job Seekers Allowance claimants (ONS, 2019). Overall, it would seem that the economic environment in these constituencies was improving from previous elections

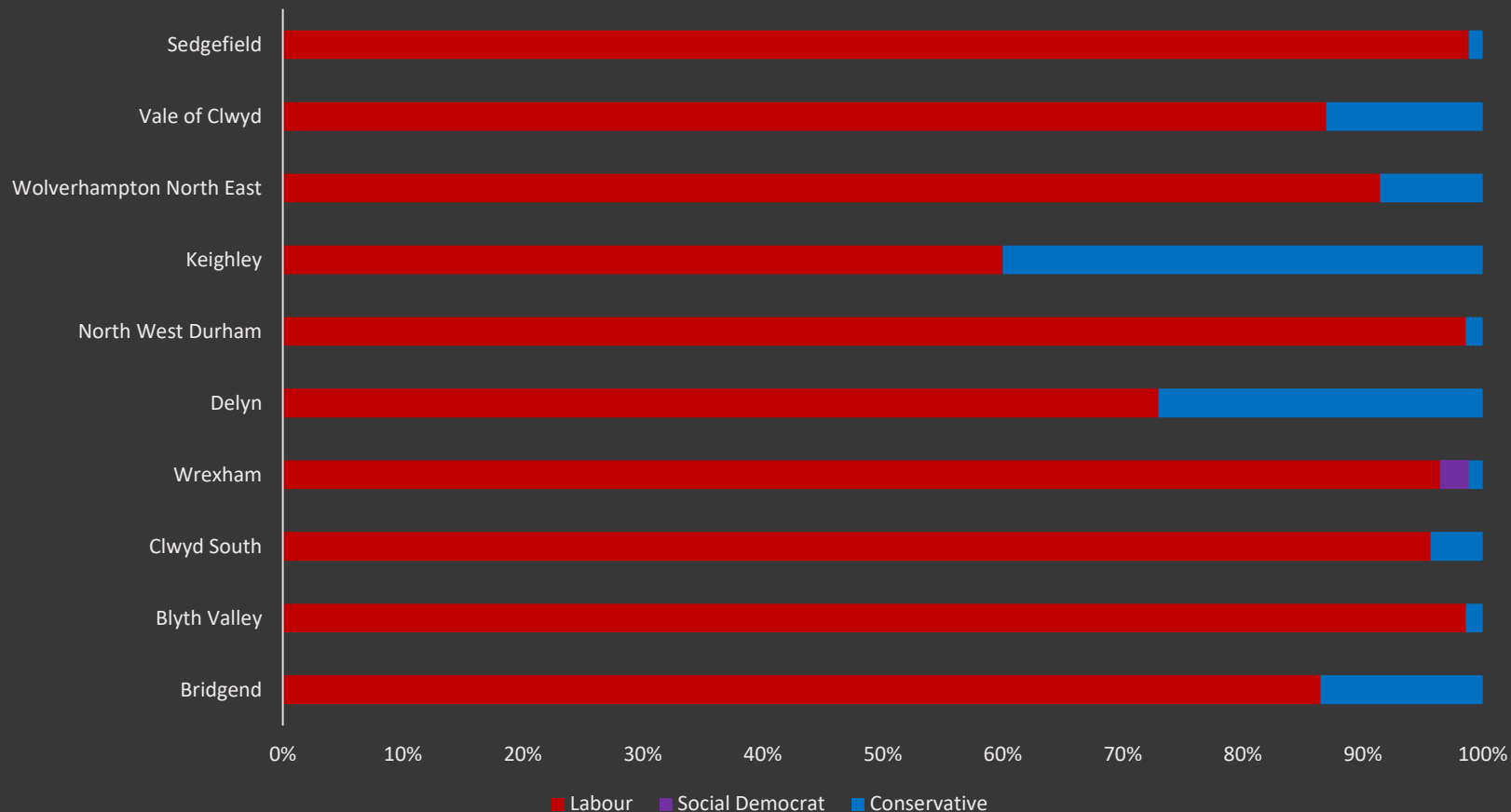


## LABOUR LONGEVITY

Other factors must then be in play to help explain the change in political climate. The first distinctly political factor that unites these 10 constituencies is the length of time the areas had been Labour constituencies. Average length of time between them is 41 years, including 3 from inception.\*

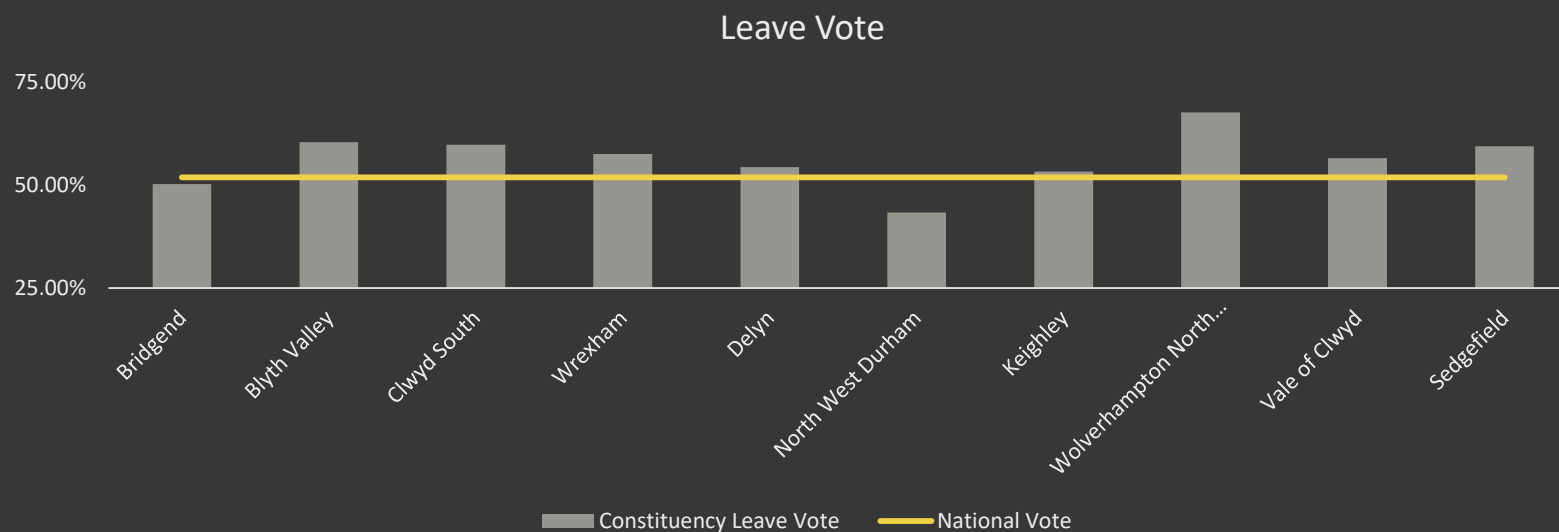
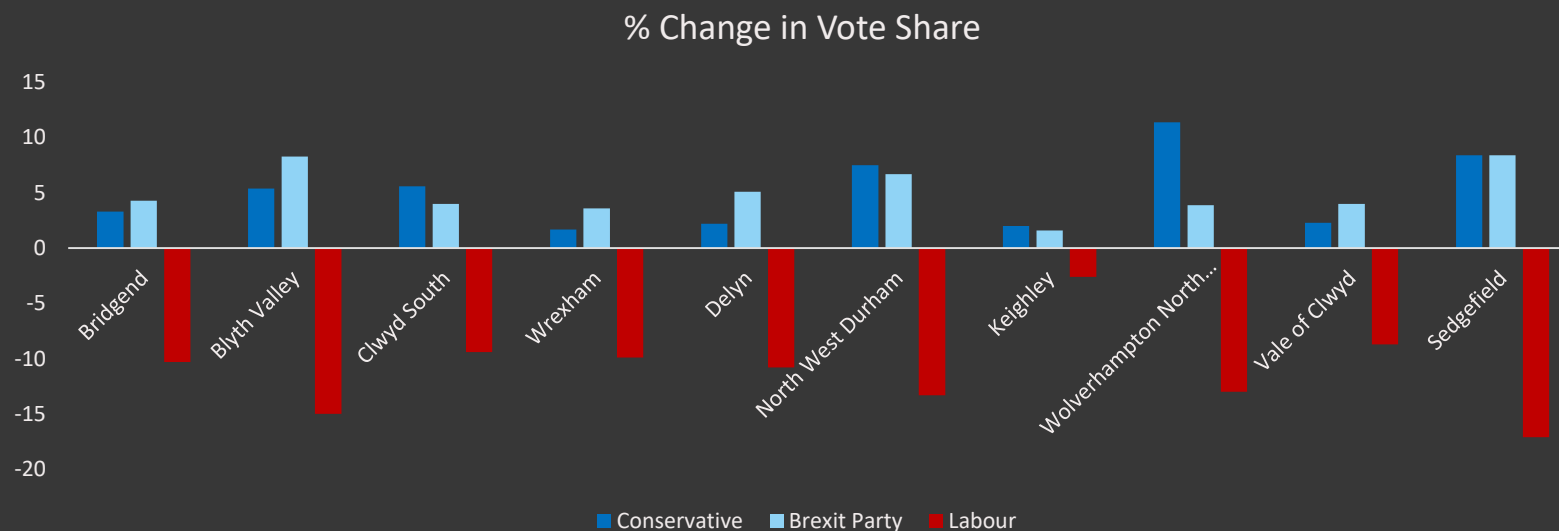
\*One of these is Vale of Clwyd, which previous to 2015 had seen a Labour representative since its inception in 1997. The second is Keighley, in Bradford, which has had a chequered past often swinging between the two major parties. If these two constituencies are excluded from the average, the years of continuous Labour governance is 58 years.

Distribution of share of Representation since 1935



## BREXIT REFERENDUM

All of the 10 saw the largest increase in vote share for the Conservative or Brexit party, each seeing an average rise of 5%. The average reduction in Labour vote share was 11%. This begins to suggest that Brexit was a huge part in the swing for these constituencies. This is only further supported by the average leave vote across these areas at 56.3%



## CONTACTS

For any further data enquires, please contact Merrill Hopper, Data Analyst at Registry Trust  
[m.hopper@registry-trust.org.uk](mailto:m.hopper@registry-trust.org.uk)  
+44 20 7391 7278

## NOTES FOR EDITORS

Monetary Judgments and Decrees from Civil Counts are an indicator of the financial realities of individuals and businesses across the UK. There are strong correlations between over-indebtedness measures and Registry Trust judgment data, as well as the index for multiple deprivation. In the recent parliamentary election, the Conservative Party achieved a large majority including swing votes from 57 constituencies. We've looked at how our data could be used as an indicator for these swing votes.